



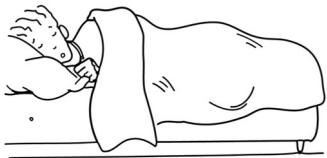



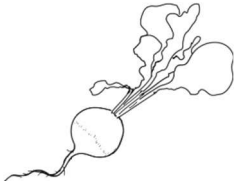





reconètr d é t













Reconnaître « d » et « t »

décwp lè z-imag é écri lœ nœ dœ l objè sw hac imag.

Découpe les images et écris le nom de l'objet sous chaque image.



 <p>.....</p>	 <p>.....</p>	 <p>.....</p>
 <p>.....</p>	 <p>.....</p>	 <p>.....</p>
 <p>.....</p>	 <p>.....</p>	 <p>.....</p>
 <p>.....</p>	 <p>.....</p>	 <p>.....</p>

Dessins : © CRPD Dijon (Clic Images), Elisabeth Leunert (Pixabay) et Wendy Nève.



Apprendre à lire et à écrire le français avec l'alfonic
Pour un apprentissage plus logique et plus décontracté.
www.alfonic.org